



Parkland School Division No. 70
BOARD OF TRUSTEES

A G E N D A

06 October 2009

InCamera: 6:00 PM
Public Session: 7:00 PM

BOARD OF TRUSTEES REGULAR MEETING

06 OCTOBER 2009

InCamera 6:00 PM Public Session 7:00 PM
Parkland School Division Centre for Education, Stony Plain

A G E N D A

Page Number

1. **CALL TO ORDER at 6:00 PM**
 - 1.1. Board Incamera (6:00-7:00)
 - 1.2. National Anthem
 - 1.3. Announcements
 - 1.3.1. Bus Operator Recognition (M. Campbell)
 - 1.4. Changes to the Agenda
 - 1.5. Approval of the Agenda
- 4 -
2. **APPROVAL OF MINUTES**
 - 2.1. Regular Meeting of 15 September 2009
3. **BUSINESS ARISING FROM THE MINUTES**
 - 3.1. Response to Delegation of 15 September 2009 (MADD)
4. **DELEGATION**

Memorial Composite High School - Ms. Shauna Boyce, Assistant Principal
5. **BOARD CHAIR REPORT**
 - 5.1. Correspondence
 - 5.1.1. Parkland Village School Council Report
 - 5.1.2. Ecole Meridian Heights School Council Report
 - 5.1.3. Muir Lake School Council Report
- 8 -
- 21 -
- 24 -
- 26 -
6. **ACTION ITEMS**
 - 6.1. Monitoring Report Two: Student Achievement (T. Monds)
 - 6.2. Infrastructure Maintenance Renewal (IMR) Expenditure Plan (C. Jonsson)
 - 6.3. School Name Changes (C. Jonsson)
 - 6.4. Enrolment Report (30 September 2009) (C. Jonsson)
 - 6.5. Submission to Alberta Education - School Act Revisions (R. Gilchrist)
- 27 -
7. **ADMINISTRATION REPORTS**
 - 7.1. Worldskills Calgary 2009 (K. Wilkins)

8. TRUSTEE REPORTS

- 8.1. Public School Boards' Association of Alberta (Trustee Linder)
- 8.2. Alberta School Boards' Association (Trustee Kinsey)
- 30 - 8.3. Benefits Committee (Trustee Kilduff)
- 33 - 8.4. Audit Committee (Trustee Gilchrist)

9. FUTURE BUSINESS

9.1. Meeting Dates:

Open to the Public:

- 13 October 2009 Education Committee (9 am)
Greystone Centennial Middle School
- 14 October 2009 Daycare Official Opening (2:15 pm)
Parkland Village School
- 20 October 2009 Student Advisory Committee (9am)

By Invitation:

- 20 October 2009 Fall Stakeholders Meeting

Closed to the Public:

- 14 October 2009 Annual Shikaoi Delegates Luncheon (11:45 am)
- 20 October 2009 Capital Planning (1:00 pm)
- 22-24 October 2009 PSBAA UIII and Fall General Meeting (Sutton Place)

- 9.2. Topics for future agendas
- 9.3. Requests for Information
- 9.4. Responses to Requests for Information

10. ADJOURNMENT

MINUTES OF THE ORGANIZATIONAL MEETING OF THE BOARD OF TRUSTEES OF PARKLAND SCHOOL DIVISION NO. 70 HELD AT THE PARKLAND SCHOOL DIVISION CENTRE FOR EDUCATION, STONY PLAIN, ALBERTA ON 01 SEPTEMBER 2009

TRUSTEE ATTENDANCE:

Robert Gillard	Present
Kathleen Linder	Present
Richard Gilchrist	Present
Irene Goebel	Present
Dorcas Kilduff	Present
Darcy Kolodnicki	Present
Elsie Kinsey	Present

ADMINISTRATION ATTENDANCE:

Mary Lynne R. Campbell, Superintendent of Schools
Tim Monds, Deputy Superintendent
Kelly Wilkins, Associate Superintendent
Claire Jonsson, Associate Superintendent (Business and Finance)
Ben Beil, Associate Superintendent (Learning Services)
Stacey Vermeulen, Executive Assistant

CALL TO ORDER

The meeting was called to order at 6:42 p.m. with Mrs. Claire Jonsson, Associate Superintendent of Business and Finance presiding.

Res 141-2009

ACCEPTANCE OF THE AGENDA

MOVED by Trustee Gillard that the Organizational Meeting Agenda be accepted as presented.

CARRIED

Res 142-2009

ELECTION PROCEDURES

MOVED by Trustee Linder that the election of Chairperson and Vice-Chairperson be held by secret ballot.

CARRIED

Res 143-2009

ELECTION PROCEDURES

MOVED by Trustee Gilchrist that Ben Beil and Tim Monds be appointed as scrutineers.

CARRIED

Res 144-2009

ELECTION PROCEDURES

MOVED by Trustee Goebel that the Board of Trustees elect the Chairperson and Vice-Chairperson by simple majority of the Trustees present; and that in the event that three or more Trustees are vying for the position, the candidate with the lowest number of votes will be removed from the ballot and a new vote will be taken and further the vote will be repeated until a majority of the Trustees vote for one candidate.

CARRIED

Res 145-2009

ELECTION PROCEDURES

MOVED by Trustee Goebel that if more members are nominated to a committee or agency than there are positions available, an election shall be held and further those candidates receiving the largest number of votes shall be declared elected.


CARRIED


NOMINATIONS FOR BOARD CHAIR

Mrs. Jonsson called for nominations for the position of Board Chairperson.

Trustee Linder nominated Trustee Gilchrist.

Mrs. Jonsson called a second and third time for further nominations.


Board Chair


Secretary - Treasurer

Res 146-2009

NOMINATIONS CEASE

MOVED by Trustee Gillard that nominations for the position of Board Chairperson, cease.

CARRIED

Board Chair

ELECTION OF CHAIRPERSON

Mr. Richard Gilchrist was declared Chairperson of the Board of Trustees.

Mrs. Jonsson administered the Oath of Office to Mr. Gilchrist and he then assumed the position of Board Chairperson.

NOMINATIONS FOR VICE-CHAIRPERSON

Chair Gilchrist called for nominations for the position of Vice-Chairperson.

Trustee Kolodnicki nominated Trustee Kilduff.

Chair Gilchrist called a second and third time for further nominations.

Res 147-2009

NOMINATIONS CEASE

MOVED by Trustee Goebel that nominations for the position of Vice-Chairperson, cease.

CARRIED

Vice-Chair

ELECTION OF VICE-CHAIRPERSON

Mrs. Dorcas Kilduff was declared Vice-Chairperson of the Board of Trustees.

Mrs. Jonsson administered the Oath of Office to Mrs. Kilduff and Mrs. Kilduff then assumed the position of Vice-Chairperson.

NOMINATIONS FOR COMMITTEE CHAIRPERSON: EDUCATION COMMITTEE

The Chair called for nominations for the position of Chairperson of the Education Committee.

Trustee Kolodnicki nominated Trustee Goebel.

The Chair called a second and third time for further nominations.

Res 148-2009

NOMINATIONS CEASE

MOVED by Trustee Kinsey that nominations for the position of Chairperson of the Education Committee, cease.

CARRIED

Education Committee

CHAIRPERSON OF THE EDUCATION COMMITTEE

Trustee Goebel was declared Chairperson of the Education Committee.

Chair Gilchrist removed himself from the Chair position to make the following nomination.

NOMINATIONS FOR COMMITTEE CHAIRPERSON: STUDENT ADVISORY COMMITTEE

The Vice-Chair called for nominations for the position of Chairperson of the Student Advisory Committee.

Trustee Gilchrist nominated Trustee Goebel.

The Vice-Chair called a second and third time for further nominations.


Res 149-2009

NOMINATIONS CEASE

MOVED by Trustee Gillard that nominations for the position of Chairperson of the Student Advisory Committee, cease.

CARRIED


Board Chair


Secretary - Treasurer

*Student Advisory
Committee*

CHAIRPERSON OF THE STUDENT ADVISORY COMMITTEE

Trustee Goebel was declared Chairperson of the Student Advisory Committee.

Trustee Gilchrist returned to the Chair.

Res 150-2009

COMMITTEE APPOINTMENTS

MOVED by Trustee Gillard that the Board of Trustees appoint the following members as representatives to the following committees for the ensuing year:

Teacher/Board Advisory Committee:

Richard Gilchrist, Robert Gillard and Darcy Kolodnicki

Benefits Committee: Dorcas Kilduff

ASBA Representative: Elsie Kinsey

PSBAA Representative: Kathleen Linder

CAMS: Robert Gillard

Joint Use Stony Plain: Elsie Kinsey

Joint Use Spruce Grove: Darcy Kolodnicki

ATA Labour Relations: Robert Gillard, Kathleen Linder

CAAMSE Labour Relations: Darcy Kolodnicki, Irene Goebel

IUOE Labour Relations: Dorcas Kilduff, Elsie Kinsey

Communications Committee: Irene Goebel, Elsie Kinsey

Audit Committee: Richard Gilchrist, Darcy Kolodnicki, Dorcas Kilduff

Council Of School Councils: Dorcas Kilduff

CARRIED

Res 151-2009

ESTABLISHMENT OF MEETING DATES

MOVED by Trustee Kinsey that the Board of Trustees approves the 2009-2010 meeting dates as presented at the Organizational meeting of 01 September 2009.

CARRIED

Res 152-2009

TRUSTEE REMUNERATION SCHEDULE

MOVED by Trustee Kolodnicki that the Board of Trustees approves revisions to Policy 7, Appendix C (Trustee Remuneration Schedule) as presented at the Organizational meeting of 01 September 2009.

CARRIED

Res 153-2009


TRUSTEE DISCLOSURE STATEMENT

MOVED by Trustee Goebel that the Board of Trustees directs Trustees to complete the Trustee Disclosure Statement on an annual basis, as per the provisions of Board Policy 7 (13) Board Operations as presented at its Organizational Meeting of 01 September 2009.


CARRIED

ADJOURNMENT

The Organizational meeting was adjourned at 7:05 p.m.



Board Chair



Secretary - Treasurer

MINUTES OF THE REGULAR BOARD MEETING OF THE BOARD OF TRUSTEES OF PARKLAND SCHOOL DIVISION NO. 70 HELD AT THE PARKLAND SCHOOL DIVISION CENTRE FOR EDUCATION IN STONY PLAIN, ALBERTA ON 01 SEPTEMBER 2009

TRUSTEE ATTENDANCE:

Richard Gilchrist, Chair	Present
Robert Gillard, Vice-Chair	Present
Kathleen Linder	Present
Irene Goebel	Regrets
Dorcas Kilduff	Present
Darcy Kolodnicki	Present
Elsie Kinsey	Present

ADMINISTRATION ATTENDANCE:

Mary Lynne R. Campbell, Superintendent of Schools
Tim Monds, Deputy Superintendent
Kelly Wilkins, Associate Superintendent
Claire Jonsson, Associate Superintendent (Business and Finance)
Ben Beil, Associate Superintendent (Learning Services)
Stacey Vermeulen, Executive Assistant

CALL TO ORDER

The meeting was called to order by the Chair, Richard Gilchrist, at 6:04 p.m.

Res 139-2009

MOTION TO MOVE INCAMERA

MOVED by Trustee Linder that the Board of Trustees moves to incamera at 6:04 p.m.

CARRIED

Trustee Kolodnicki arrived at 6:21 p.m.

Res 140-2009

MOTION TO REVERT TO A PUBLIC MEETING

MOVED by Trustee Goebel that the Board of Trustees reverts to a public meeting at 6:40 p.m.

CARRIED

RECESS

A recess was called and the meeting resumed at 7:05 p.m. following the Board's Annual Organizational Meeting.

NATIONAL ANTHEM

Following the playing of the national anthem, the Chair requested a moment for attendees to reflect on their purpose here this evening

ANNOUNCEMENTS

Trustee Linder regretfully shared the passing of a Wetaskiwin Regional School Division School Board Trustee.

Trustee Kilduff invited everyone to check out the newly installed playground at Millgrove School.

ADDITIONS TO THE AGENDA

Item 7.2 – Memorial Composite High School Update (Jonsson)
Item 8.1 – Public School Boards' Council
Item 8.2 – Stakeholder Representative Committee



Board Chair



Secretary-Treasurer

- Res 154-2009** **APPROVAL OF THE AGENDA**
 MOVED by Gillard that the Agenda be approved with additions. **CARRIED**
- Res 155-2009** **APPROVAL OF THE MINUTES**
 MOVED by Trustee Kilduff that the Minutes of the previous meeting held on 23 June 2009 be approved as presented. **CARRIED**
- BUSINESS ARISING FROM THE MINUTES**
 There was no business arising from the Minutes.
- DELEGATIONS**
 There were no delegations.
- Res 156-2009** **BOARD CHAIR REPORT**
 MOVED by Trustee Kolodnicki that the verbal report given by the Board Chair be received as information as presented at the Regular Meeting of 01 September 2009. **CARRIED**
 Chair Gilchrist reported on items received since the Board's last regular meeting.
- ACTION ITEMS**
- Res 157-2009** **FINANCIAL REPORT**
 MOVED by Trustee Linder that the Board of Trustees approves the monthly financial report for the period ending 31 July 2009 as presented at the Regular Meeting of 01 September 2009. **CARRIED**
 Mrs. Jonsson introduced Manager of Business and Finance, Mr. Ryan Stierman who presented the financial report to the Board and answered Trustee questions.
- ADMINISTRATION REPORTS**
- Res 158-2009** **PANDEMIC PLAN**
 MOVED by Trustee Gillard that the Board of Trustees receives as information the Pandemic Plan Report as presented at the Regular Meeting of 01 September 2009. **CARRIED**
 Mrs. Jonsson presented the report and updated the Board on the Division's Plan.
- Res 159-2009** **MEMORIAL COMPOSITE HIGH SCHOOL**
 MOVED by Trustee Kolodnicki that the Board receives as information the verbal report on Memorial Composite High School as presented at the Regular Meeting of 01 September 2009. **CARRIED**
- TRUSTEE REPORTS**
- Res 160-2009** **PUBLIC SCHOOL BOARDS' ASSOCIATION COUNCIL**
 MOVED by Trustee Linder that Board of Trustees receives as information the report on the Public School Boards' Association Council as presented at the Regular Meeting of 01 September 2009. **CARRIED**
- Res 161-2009** **STAKEHOLDER REPRESENTATIVE MEETING**
 MOVED by Trustee Kilduff that the Board of Trustees receives as information the report of the Board Business Planning Committee as presented at the 01 September 2009 Regular Meeting **CARRIED**
 Trustee Kilduff provided background information to the Stakeholder Representative Meeting scheduled for 20 October 2009.



Board Chair



Secretary-Treasurer

FUTURE BUSINESS

Meeting Dates

15 September 2009Board Meeting (daytime)

Topics for Future Agendas

There were no requests for future agendas.

Requests for Information

There were no requests for information.

RECESS

A recess was called at 7:52 p.m. and the meeting resumed at 8:02 p.m.

Res 162-2009

MOTION TO MOVE INCAMERA

MOVED by Trustee Kolodnicki that the Board of Trustees moves to incamera at 8:02 p.m.

CARRIED

Res 163-2009

MOTION TO REVERT TO A PUBLIC MEETING

MOVED by Trustee Kinsey that the Board of Trustees moves out of incamera at 8:51 p.m.

CARRIED

Res 164-2009

MILLGROVE SCHOOL EMERGENT FUNDING

MOVED by Trustee Gillard that the Board of Trustees direct the Chair to send a letter to the Minister of Education expressing concern over the denial of the Division's request for emergent funding for Millgrove School; and


Request a meeting with the Minister of Education; and further

Meet with the Minister of Advanced Education and Technology to request his assistance in securing a meeting with the Minister of Education.

CARRIED

ADJOURNMENT

The meeting was adjourned at 8:51 p.m.



Board Chair



Secretary-Treasurer



Excellence In Education

MEMORANDUM

Date: 06 October 2009

To: Board of Trustees

From: Mary Lynne Campbell – Superintendent

Originator: Tim Monds – Deputy Superintendent

Resource Person: Albert Education Extranet, Alberta Education Assessment Branch
Leah Andrews – Learning Services, Parkland School Division
– Facilitator

Subject: **Monitoring Report #2**
Provincial Achievement & Grade 12 Diploma Exam & Final Course Results

Recommendation

That the Board of Trustees receives as information Parkland School Division *Monitoring Report #2 – Provincial Achievement and Grade 12 Diploma Exam & Final Course Results* as presented at its regular meeting of 06 October 2009.

Background

Alberta Education's Provincial Achievement Tests, Diploma Exams and Final Course Marks (an average of the diploma mark and the student award mark) help schools and jurisdictions monitor student performance in relation to provincial standards for a wide variety of skills and competencies as outlined in the Ministry's Programs of Study. For teachers, these assessments provide valuable feedback on program strengths and weaknesses, the effectiveness of instructional techniques and student comprehension levels. Post-secondary institutions use final course marks as an entry-measurement for accepting potential students.

The following report provides an overview of Parkland's achievements on the Provincial Achievement Tests Diploma Exam Marks and Final Course Marks in relation to the 2008/09 school year. The analysis shows Parkland's performance compared to the targets established by the Division and to the overall provincial level of performance. Five year trend levels have been included for the provincial achievement tests in Language Arts, Math, Science and Social Studies and for Diploma Exam and final course marks in English, Social, Math, Biology, Physics, Chemistry and Science.

Administration would be pleased to respond to questions.



**Monitoring Report Two
October 6, 2009**

**Provincial Achievement Tests
Grade 12 Diploma Exam & Final Course Results**

OVERVIEW

Alberta Education's Provincial Achievement Tests and Diploma Exams and Final Course Marks help schools and jurisdictions monitor student performance in relation to provincial standards for a wide variety of skills and competencies as outlined in the Alberta Education's Program of Studies. For teachers, these assessments provide feedback on program strengths and weaknesses, the effectiveness of instructional techniques and student comprehension levels. Post-secondary institutions use final course marks as an entry-measurement for accepting potential students.

The following report provides an overview of Parkland's achievements on the Provincial Achievement Tests, Diploma Exams and Final Course Marks for the 2008-2009 school year. The analysis shows Parkland's performance compared to the overall provincial level of performance and five year trends.

In the 2008-2009 school year most Parkland students wrote the pilot exam for Social Studies 6 & 9. Cohort (all students enrolled in a grade level or course) results are not available from Alberta Education on the pilot exam. Very few students wrote the old Social Studies Exam and therefore the results have been left out of this report. Social Studies 6, 9, 30 and 33 courses will be replaced by the new Programs of Studies this 2009-2010 school year and these new courses represent a significant shift in teaching philosophy and content, it will therefore be difficult to compare the 2009-2010 results to previous results.

Embedded are the cohort chart results for Achievement Tests, Diploma Exams and Final Course Marks.

PROVINCIAL ACHIEVEMENT TESTS

The **cohort results** for Provincial Achievement Tests are calculated taking into account students who were absent when the tests were administered; those exempted from writing by the Superintendent if writing would be harmful to the student or the student could not respond to the test instrument; or those students whose results were withheld. Results are measured against targets set by the Division. Cohort results are reported as per provincial requirements.

PROVINCIAL COHORT RESULTS LANGUAGE ARTS:												
	2004-2005		2005-2006		2006-2007		2007-2008		2008-2009 June		5 Year Division Average	Target 2008- 09
	Div. Results	Prov. Results	Div. Results	Prov. Results	Div. Results	Prov. Results	Div. Results	Prov. Results	Div. Results	Prov. Results		
L.A. GRADE 3:												
Acceptable Stand.	89.1	82.2	90.0	81.3	86.3	80.3	85.0	80.1	84.0	81.3	86.9	92
Stand. of Excellence	16.2	16.2	13.5	14.1	16.9	17.7	15.4	16.1	15.4	18.2	15.5	20
Participation	95.6	90.2	96.6	90.6	95.4	90.1	94.5	89.8	93.7	90.6	95.2	
L.A. GRADE 3 FI:							**	**				
Acceptable Stand.									89.5	83.8		
Stand. of Excellence									19.3	15.8		
Participation									100.0	96.5		
L.A. GRADE 6:												
Acceptable Stand.	83.9	77.3	84.1	79.0	82.7	80.3	85.0	81.1	83.6	81.8	83.9	92
Stand. of Excellence	13.9	15.5	16.4	15.9	16.6	19.8	17.2	21.0	13.2	18.9	15.5	25
Participation	94.8	89.9	96.4	90.1	94.5	89.8	95.9	89.5	93.9	90.0	95.1	
L.A. GRADE 6 FI:												
Acceptable Stand.	83.3	85.1	93.2	87.5	93.3	87.4	94.3	87.7	88.5	91.5	90.5	92
Stand. of Excellence	8.3	8.8	27.3	11.2	20.0	11.0	9.4	14.2	15.4	15.9	16.1	25
Participation	100	96.1	100	96.1	97.8	96.7	98.1	95.6	98.1	97.6	98.8	
L.A. GRADE 9:												
Acceptable Stand.	85.8	77.9	79.0	77.4	85.2	77.5	80.4	76.5	82.9	78.7	82.7	92
Stand. of Excellence	13.3	14.0	9.9	13.6	13.7	14.8	12.7	14.8	13.5	14.7	12.6	25
Participation	95.3	87.4	90.8	87.7	94.2	87.9	92.6	87.7	93.8	89.7	93.3	
L.A. GRADE 9 FI:												
Acceptable Stand.	97.4	85.9	89.3	83.3	84.2	81.3	100	84.5	80.5	81.8	90.3	97
Stand. of Excellence	25.6	13.6	17.9	10.9	10.5	12.9	34.5	12.4	19.5	10.3	21.6	27
Participation	100	97.1	100	95.9	97.4	93.7	100	96.8	87.5	95.2	96.9	

** - LA Grade 3 FI results are not available to date.

PROVINCIAL COHORT RESULTS MATHEMATICS:												
	2004-2005		2005-2006		2006-2007		2007-2008		2008-2009 June		5 Year Division Average	Target 2008- 09
	Div. Results	Prov. Results	Div. Results	Prov. Results	Div. Results	Prov. Results	Div. Results	Prov. Results	Div. Results	Prov. Results		
MATH GRADE 3:												
Acceptable Stand.	84.4	80.0	90.3	81.4	84.3	79.4	85.1	78.3	82.8	79.2	83.3	90
Stand. of Excellence	20.5	26.2	27.9	27.1	21.0	23.3	23.9	24.0	20.7	27.2	22.5	27
Participation	95.9	90.4	97.0	90.2	94.7	89.9	94.9	89.9	94.5	90.6	94.1	
MATH GRADE 3 FI:												
Acceptable Stand.	96.0	84.2	86.0	88.9	95.1	85.0	80.6	83.7	87.7	84.0	88.7	93
Stand. of Excellence	32.0	24.8	21.1	24.4	29.3	25.5	12.9	23.2	21.1	23.2	24.0	34
Participation	100	95.6	98.2	97.6	97.6	97.2	96.8	97.1	100.0	97.7	98.0	
MATH GRADE 6:												
Acceptable Stand.	80.5	77.6	77.9	74.5	71.9	73.3	77.9	73.9	76.1	75.8	76.8	90
Stand. of Excellence	14.4	18.0	12.4	15.3	9.6	14.4	14.5	15.7	11.7	16.5	13.6	20
Participation	95.5	90.5	95.5	90.2	94.4	89.5	95.9	89.4	94.0	90.1	94.1	
MATH GRADE 6 FI:												
Acceptable Stand.	83.3	89.9	90.9	87.7	86.4	85.7	90.4	86.6	92.3	89.0	88.5	92
Stand. of Excellence	22.2	20.6	27.3	20.3	18.2	15.4	21.2	18.7	11.5	20.6	18.7	34
Participation	100	98.3	100	98.4	100	97.9	100	98.1	100.0	98.3	99.7	
MATH GRADE 9:												
Acceptable Stand.	71.5	67.0	69.8	66.4	66.4	65.2	63.1	64.5	63.7	65.9	66.3	80
Stand. of Excellence	17.8	19.1	11.9	17.0	14.3	17.8	14.4	17.8	13.2	18.0	15.8	25
Participation	92.5	87.0	90.7	86.8	92.4	87.4	90.7	87.4	91.7	89.2	90.9	
MATH GRADE 9 FI:												
Acceptable Stand.	92.3	88.7	93.1	86.8	86.5	84.5	82.8	85.3	85.0	85.3	87.1	91
Stand. of Excellence	46.2	30.3	31.0	26.0	16.2	26.2	27.6	28.9	22.5	28.0	28.6	34
Participation	100	98.3	93.1	96.7	100	98.3	100	98.1	97.5	98.5	99.2	

PROVINCIAL COHORT RESULTS SCIENCE:												
	2004-2005		2005-2006		2006-2007		2007-2008		2008-2009 June		5 Year Division Average	Target 2008- 09
	Div. Results	Prov. Results	Div. Results	Prov. Results	Div. Results	Prov. Results	Div. Results	Prov. Results	Div. Results	Prov. Results		
SCIENCE GRADE 6:												
Acceptable Stand.	87.3	79.6	86.2	77.7	78.7	74.7	79.4	74.3	79.1	76.1	82.1	90
Stand. of Excellence	25.8	26.4	27.4	28.1	25.5	26.8	23.9	24.4	21.4	25.2	24.8	26
Participation	95.5	90.3	96.6	89.5	94.1	88.6	95.8	88.4	93.7	89.0	95.1	
SCIENCE GRADE 6 FI:												
Acceptable Stand.	77.1	82.9	88.6	85.2	88.6	82.3	94.2	82.9	75.0	83.5	84.7	95
Stand. of Excellence	17.1	19.1	31.8	20.0	31.8	23.0	17.3	19.6	21.2	18.7	23.8	27
Participation	100	95.9	100	97.8	100	97.1	100	97.4	98.1	97.9	99.6	
SCIENCE GRADE 9:												
Acceptable Stand.	73.0	66.9	67.1	66.7	71.3	68.8	70.4	68.4	74.4	71.6	71.2	80
Stand. of Excellence	14.3	12.9	9.2	13.5	11.1	14.6	9.8	12.9	14.7	15.8	11.8	18
Participation	94.4	87.7	93.3	87.6	94.1	88.2	93.9	88.4	93.6	90.0	93.9	
SCIENCE GRADE 9 FI:												
Acceptable Stand.	81.5	79.0	62.1	80.5	86.5	82.7	86.2	84.1	85.0	82.1	80.3	90
Stand. of Excellence	14.8	10.3	6.9	10.4	5.4	15.9	17.2	14.8	17.5	15.6	12.4	25
Participation	100	98.3	93.1	97.2	100	98.5	100	98.4	97.5	98.5	98.1	



PROVINCIAL COHORT RESULTS SOCIAL STUDIES:												
	2004-2005		2005-2006		2006-2007		2007-2008		2008-2009 June		5 Year Division Average	Target 2008- 09
	Div. Results	Prov. Results	Div. Results	Prov. Results	Div. Results	Prov. Results	Div. Results	Prov. Results	Div. Results	Prov. Results		
OLD CURRICULUM												
SOCIAL GRADE 6:												
Acceptable Stand.	83.2	78.1	83.9	78.2	79.1	77.0	81.1	77.4	50.0	64.1		
Stand. of Excellence	18.9	21.8	19.8	23.2	18.8	22.7	19.7	24.2	0.0	21.5		90
Participation	94.9	89.6	96.3	90.1	94.7	89.1	95.5	88.6	60.0	76.0		21
NEW CURRICULUM												
SOCIAL GRADE 6:												
Acceptable Stand.												
Stand. of Excellence												
Participation									N/A			
SOCIAL GRADE 6 FI:												
Acceptable Stand.	91.4	82.8	84.1	84.8	88.6	84.1	86.5	85.5				
Stand. of Excellence	20.0	15.6	29.5	17.3	29.5	15.9	9.6	18.4				98
Participation	100	98.0	100	98.2	100	97.6	100	97.8	N/A			25
OLD CURRICULUM												
SOCIAL GRADE 9:												
Acceptable Stand.	77.0	70.6	72.5	71.9	69.9	70.6	69.4	71.0	10.0	64.5		
Stand. of Excellence	16.7	18.5	13.9	19.0	14.8	19.0	12.1	19.2	0.0	20.9		85
Participation	95.0	87.3	93.4	88.0	93.2	87.8	92.2	88.3	10.0	78.4		25
NEW CURRICULUM												
SOCIAL GRADE 9:												
Acceptable Stand.												
Stand. of Excellence												
Participation									N/A			
SOCIAL GRADE 9 FI:												
Acceptable Stand.	97.4	84.0	89.7	83.1	91.9	83.2	69.0	82.6				
Stand. of Excellence	35.9	14.7	24.1	15.5	10.8	14.5	13.8	14.2				92
Participation	100	98.1	93.1	97.3	100	98.2	100	98.2	N/A			31

STRENGTHS / CELEBRATIONS

- PAT participation rates continue to be within 1% or exceed that of the province with the exception of FLA grade 9.
- PSD Grade three students had a **higher** participation rate and **higher** percentage of students attaining the acceptable standard than their provincial counterparts.
- With the exception of Math, PSD grade three students are within 5% of their provincial counterparts in the standard of excellence in all areas.
- 100% of PSD students participated in FLA 3, Math 3 FI, and Math 6 FI.
- The following courses indicate a 5% or more **increase** from the 2007-2008 to the 2008-2009 school year:
 - Math 3 FI - Acceptable Standard (+7.1%)
 - Math 3 FI – Standard of Excellence (+8.2%)
 - FLA 6 – Standard of Excellence (+6.0)
- Five-Year trends in grade 6 indicate an **increase** of 7% or more in:
 - Math 6 FI Acceptable Standard (+7%)
- Five-Year trends in grade 9 indicate an **increase** of 7% or more in:
 - Science 9 FI Acceptable Standard (+10%)

CHALLENGES

- The following courses indicate a 5% or more **decrease** from the 2007-2008 to the 2008-2009 school year:
 - FLA 6 – Acceptable Standard (-5.8%)
 - Math 6 FI – Standard of Excellence (-9.7%)
 - Science 6 FI – Acceptable Standard (-19.2)
 - FLA 9 – Acceptable Standard (-19.5%)
 - FLA 9 – Standard of Excellence (-15.0%)
 - Math 9 FI – Standard of Excellence (-5.1%)
- Five-Year trends in grade 3 indicate a **decrease** of 7% or more in:
 - Math FI Acceptable Standard (-9%)
 - Math FI Standard of Excellence (-12%)
- Five-Year trends in grade 6 indicate a **decrease** of 7% or more in:
 - Science 6 Acceptable Standard (-9%)
- Five-Year trends in grade 9 indicate a **decrease** of 7% or more in:
 - Math 9 Acceptable Standard (-8%)
 - Math 9 FI Acceptable Standard (-9%)
 - Math 9 FI Standard of Excellence (-20%)

DIPLOMA RESULTS GRADE 12

The participation rate reflects the percentage of students enrolled in their third year of high school. Chemistry 30 and Physics 30 are new exams; therefore results from previous years are not included.

GRADE 12 DIPLOMA EXAMS:												
	2004-2005		2005-2006		2006-2007		2007-2008		2008-2009 June		5 Year Division Average	TARGET (2008-09)
	Div. Results	Prov. Results	Div. Results	Prov. Results	Div. Results	Prov. Results	Div. Results	Prov. Results	Div. Results	Prov. Results		
ENGLISH L.A. 30-1:												
Acceptable Standard:	92.9	89.1	91.5	88.0	91.5	87.7	92.8	87.1	92.0	86.1	92.1	94.0
Standard of Excellence:	19.2	17.8	16.4	19.3	23.4	19.0	18.1	15.5	10.1	12.3	17.4	21.0
Participation Rate:	49.3	59.4	49.5	59.8	48.8	59.7	48.4	58.9	52.2	59.8		52.0
ENGLISH L.A. 30-2:												
Acceptable Standard:	93.7	89.4	86.1	86.1	94.3	88.6	92.8	88.9	94.8	88.2	92.3	94.0
Standard of Excellence:	13.3	10.1	6.4	8.1	9.5	9.7	8.6	8.8	10.8	8.5	9.7	16.0
Participation Rate:	34.1	26.2	35.5	26.0	33.9	26.1	37.5	26.8	36.2	27.4		34.0
FRENCH L.A. 30												
Acceptable Standard:	100	95.1	82.6	95.0	86.4	95.6	90.9	94.9	90.0	95.1	90.0	92.0
Standard of Excellence:	0.0	19.1	8.7	21.8	22.7	23.1	9.1	24.5	5.0	18.9	9.1	7.0
Participation Rate:	2.7	2.7	2.9	3.0	3.0	2.9	2.5	2.9	2.6	3.0		5.0
SOCIAL 30:												
Acceptable Standard:	89.6	85.2	85.0	85.5	86.0	86.2	86.8	84.7	87.3	84.2	86.9	91.0
Standard of Excellence:	21.5	24.3	18.2	23.9	26.5	24.6	22.3	21.5	18.0	21.4	21.3	27.0
Participation Rate:	40.5	53.7	42.9	54.0	39.9	53.9	41.6	51.7	41.8	53.2		47.0
SOCIAL 33:												
Acceptable Standard:	91.0	85.0	85.6	83.5	92.3	84.9	87.0	85.3	90.4	85.6	89.3	91.0
Standard of Excellence:	18.7	17.6	21.8	19.0	22.3	19.6	22.4	18.9	21.6	20.2	21.4	21.0
Participation Rate:	43.0	32.4	44.7	31.9	43.3	32.2	42.7	32.2	46.7	34.1		46.0
APPLIED MATH 30:												
Acceptable Standard:	92.7	87.6	82.6	77.5	76.7	77.6	76.0	76.3	86.9	79.4	83.0	94.0
Standard of Excellence:	22.7	21.8	13.7	11.8	13.3	12.1	13.7	10.7	16.6	13.5	16.0	24.0
Participation Rate:	21.6	22.0	20.9	21.6	25.4	21.6	18.8	21.3	23.4	22.0		24.0
PURE MATH 30:												
Acceptable Standard:	84.2	80.6	84.6	82.8	81.3	81.1	78.4	81.3	88.0	82.1	83.3	87.0
Standard of Excellence:	20.2	25.7	19.3	26.5	24.4	24.7	19.7	25.8	19.7	26.3	20.7	24.0
Participation Rate:	37.5	45.6	36.2	46.3	32.9	46.2	35.8	45.8	35.8	45.8		40.0
BIOLOGY 30:												
Acceptable Standard:	86.2	81.9	86.1	81.4	86.2	83.5	85.3	82.3	83.2	83.0	85.4	89.0
Standard of Excellence:	24.7	26.6	22.9	26.4	24.5	27.4	27.5	26.3	19.6	26.6	23.8	27.0
Participation Rate:	30.5	43.3	30.8	43.6	30.9	43.8	33.1	43.3	35.3	44.3		33.0
CHEMISTRY 30:												
Acceptable Standard:	N/A	N/A	N/A	N/A	N/A	N/A	N/A	N/A	82.1	76.3	N/A	92.0
Standard of Excellence:									29.3	27.7		32.0
Participation Rate:									25.6	33.3		33.0
PHYSICS 30:												
Acceptable Standard:	N/A	N/A	N/A	N/A	N/A	N/A	N/A	N/A	90.8	79.3	N/A	90.0
Standard of Excellence:									31.0	23.1		27.0
Participation Rate:									10.9	19.8		22.0
SCIENCE 30:												
Acceptable Standard:	91.9	88.1	86.1	82.8	91.7	87.2	96.8	88.6	87.7	86.0	90.9	92.0
Standard of Excellence:	30.8	22.1	16.3	17.3	25.8	18.0	26.6	21.6	22.2	20.9	24.3	27.0
Participation Rate:	23.2	7.8	22.0	7.8	15.8	7.7	16.4	8.2	20.5	9.3		26.0

STRENGTHS/CELEBRATIONS

- The percentage of students who achieved the Acceptable Standard on Diploma exams was **higher** in Parkland than it was in the province in all but one High School category.
- Parkland School Division students achieved **higher** than provincial results in the Acceptable Standard by 5% or more in:
 - ELA 30-1 (+5.9%)
 - ELA 30-2 (+6.6%)
 - Applied Math 30 (+7.5%)
 - Pure Math 30 (+5.9%)
 - Chemistry 30 (+5.8%)
 - Physics 30 (+11.5%)
- Parkland School Division students achieved **higher** than provincial results in the Standard of Excellence by 5% or more in:
 - Physics 30 (+7.9%)
- The following courses indicate a 5% or more **increase** from the 2007-2008 to the 2008-2009 school year:
 - Applied Math 30 – Acceptable Standard (+10.9%)
 - Pure Math 30 – Acceptable Standard (+9.6%)

CHALLENGES

- Parkland School Division students achieved **lower** than provincial results in the Acceptable Standard by 5% or more in:
 - FLA 30 (-5.1%)
- Parkland School Division students achieved **lower** than provincial results in the Standard of Excellence by 5% or more in:
 - FLA 30 (-13.9%)
 - Pure Math 30 (-6.6%)
 - Biology 30 (-7%)
- The following courses indicate a 5% or more **decrease** from the 2007-2008 to the 2008-2009 school year:
 - English 30-1 – Standard of Excellence (-8%)
 - Biology 30- Standard of Excellence (-7.9%)
- Five-Year Diploma trends indicate a **decrease** of 7% or more in:
 - ELA 30-1 Standard of Excellence (-7%)
 - Applied Math 30 Acceptable Standard (-7%), however there was an 11% increase from the 2007-2008 to the 2008-2009 school year

FINAL COURSE MARKS GRADE 12

This chart shows Parkland's student achievement levels at both the "Acceptable Standard" and the "Standard of Excellence" based on students' final course mark (an average of the diploma mark and the school awarded mark). The participation rate represents the percentage of students who wrote the exam compared to the total number of students in the grade.

GRADE 12 FINAL COURSE MARKS:		2004-2005		2005-2006		2006-2007		2007-2008		2008-2009 June		5 Year Division Average	TARGET (2010)
	Div. Results	Prov. Results	Div. Results	Prov. Results	Div. Results	Prov. Results	Div. Results	Prov. Results	Div. Results	Prov. Results			
ENGLISH 30-1:													
Acceptable Standard:	98.6	97.6	98.6	97.3	98.9	97.1	98.9	97.2	98.5	96.3	98.7	100	
Standard of Excellence:	19.7	21.0	17.8	22.2	24.5	21.7	21.4	19.4	17.2	17.8	20.1	20	
ENGLISH 30-2:													
Acceptable Standard:	98.1	95.8	95.9	94.4	98.5	95.8	97.6	95.3	99.3	94.4	97.9	98	
Standard of Excellence:	11.1	5.7	4.1	5.1	6.1	5.8	5.5	5.5	7.5	5.1	6.9	7.5	
FRENCH L.A. 30													
Acceptable Standard:	100.0	99.4	100.0	99.1	100.0	99.4	95.5	98.9	N/A			100	
Standard of Excellence:	0.0	29.6	13.0	30.0	22.7	32.5	18.2	34.2				16	
SOCIAL 30:													
Acceptable Standard:	98.3	96.8	97.1	96.6	97.4	97.1	97.0	96.8	96.1	96.0	97.2	97	
Standard of Excellence:	17.7	25.7	16.9	25.7	27.9	26.4	24.7	24.9	15.7	25.2	20.6	22	
SOCIAL 30 FI:													
Acceptable Standard:	N/A	N/A	N/A	N/A	N/A	N/A	100.0	96.5	100.0	96.0	N/A		
Standard of Excellence:							35.7	24.8	16.7	25.2			
SOCIAL 33:													
Acceptable Standard:	95.5	94.3	94.3	93.4	96.3	93.9	96.2	94.0	97.0	91.7	95.9	95	
Standard of Excellence:	11.7	11.2	13.2	11.5	16.4	12.9	18.0	13.0	19.6	13.8	15.8	16	
SOCIAL 33FI:													
Acceptable Standard:	N/A	N/A	N/A	N/A	N/A	N/A	100.0	91.8	100.0	91.7	N/A		
Standard of Excellence:							0.0	12.3	0.0	13.8			
APPLIED MATH 30:													
Acceptable Standard:	96.7	94.2	89.4	89.4	92.2	89.9	90.4	88.3	96.6	89.1	93.1	95	
Standard of Excellence:	13.3	14.6	9.9	10.0	13.3	10.8	13.7	10.3	14.9	12.3	13.0	16	
PURE MATH 30:													
Acceptable Standard:	90.8	91.9	94.0	92.5	92.4	91.9	91.1	92.0	98.4	90.8	93.3	95	
Standard of Excellence:	25.0	28.6	22.5	29.8	29.0	28.8	26.0	29.7	21.7	28.7	24.8	28	
BIOLOGY 30:													
Acceptable Standard:	95.4	92.8	95.7	93.0	96.0	93.7	94.6	93.2	94.1	92.8	95.2	97	
Standard of Excellence:	27.2	29.8	29.4	29.9	26.1	30.5	29.5	29.3	26.8	30.5	27.8	30	
CHEMISTRY 30:													
Acceptable Standard:	N/A	N/A	N/A	N/A	N/A	N/A	N/A	N/A	91.8	88.5	N/A	97	
Standard of Excellence:									20.9	29.8		34	
PHYSICS 30:													
Acceptable Standard:	N/A	N/A	N/A	N/A	N/A	N/A	N/A	N/A	100.0	92.2	N/A	97	
Standard of Excellence:									39.1	31.0		35	
SCIENCE 30:													
Acceptable Standard:	95.9	93.8	93.4	93.5	97.5	93.9	98.4	94.4	98.2	94.6	96.7	96	
Standard of Excellence:	23.8	17.5	16.9	15.9	18.3	16.9	21.0	19.0	23.0	19.8	20.6	21	



FINAL COURSE MARKS GRADE 12

STRENGTHS/CELEBRATIONS

- The percentage of students who achieved the Acceptable Standard in Final Course Marks was **higher** in Parkland than it was in the province in **all 12 High School categories**.
- 100% of PSD students scored the acceptable standard or higher in Social Studies 30 FI, Social Studies 33 FI, and Physics 30.
- Parkland School Division students achieved **higher** than provincial results in the Acceptable Standard by 5% or more in:
 - Social Studies 33 (+5.3%)
 - Social Studies 33 FI (+8.3%)
 - Applied Math 30 (+7.5%)
 - Pure Math 30 (+7.6%)
 - Physics 30 (+7.8%)
- Parkland School Division students achieved **higher** than provincial results in the Standard of Excellence by 5% or more in:
 - Social Studies 33 (+5.8%)
 - Physics 30 (+8.1%)
- The following courses indicate a 5% or more **increase** from the 2007-2008 to the 2008-2009 school year:
 - Applied Math 30 – Acceptable Standard (+6.2%)
 - Pure Math 30 – Acceptable Standard (+7.3%)
- Five-Year Participation Rate trends indicate an increase in Language Arts (ELA 30-1, FLA 30, ELA 30-2) combined and Social Studies 30 & 33.
 - More third year high school students in Language Arts and Social are achieving Acceptable Standard over time which indicates there are a greater number of high school students on track to graduate in three years.
- Five-Year Participation Rate ratio of students who enroll in Social Studies 30 over 33 indicates an increasing trend; more students are taking Social 30 than Social 33.

CHALLENGES

- Parkland School Division students achieved **lower** than provincial results in the Standard of Excellence by 5% or more in:
 - Social Studies 30 (-9.5%)
 - Social Studies 30 FI (-8.5%)
 - Pure Math 30 (-7%)
 - Chemistry 30 (-8.9%)
- The following courses indicate a 5% or more **decrease** from the 2007-2008 to the 2008-2009 school year:
 - Social 30 – Standard of Excellence (-9%)
 - Social 30 FI – Standard of Excellence (-19%)
- Five-Year Participation Rate ratio of students who enroll in English 30-1 over 30-2 indicates a consistent trend of fewer students who enroll in English 30-1 than that of the province.

DIVISIONAL ACTION PLAN

The following actions are an extension of the goals and strategies established in the Parkland School Division 2009-2012 Education Plan.

Cross-Curricular Focus Areas

Alberta Initiative for School Improvement (AISI) - Focus on Critical Thinking

- Improvement Goal:
 - To improve student achievement and engagement in grades K-12 through the promotion of critical thinking.
- Outcomes:
 - Students are problem solvers and critical thinkers.
 - Students are motivated to learn.
 - Teachers are embedding critical thinking in their teaching practice.
 - A common language around critical thinking exists in Parkland School Division.
 - Students are well prepared for life and work environments.
- Provide and promote in-service and program development in Critical Thinking through our partnership with The Critical Thinking Consortia (TC²).
- Some TC² Resources purchased for schools.

As critical thinking strategies become a part of students' repertoire, students will become more engaged in their learning and as a result achievement in the Standard of Excellence and the Acceptable Standard in both English and French Immersion programs should increase.

Assessment Focus

- Develop common *Math Performance Based Assessment Instruments*, the focus this year is on Grade 5.
- Develop common *Social Studies Performance Based Assessment instruments*, the focus this year is on grade two and four.
- Comprehensive Reporting – Schools extend their knowledge of good classroom assessment practices to the reporting process.
- Promote the use of Alberta Assessment Consortia Materials and workshops.

When students and teachers can articulate the intended learning outcomes, and when specific feedback is provided in relation to those outcomes, student learning and engagement increases.

French Immersion

- Applied for a Metro Edmonton Regional French Immersion Program (MERFIP) Grant- 0.2 FTE “Literacy Specialist in Training” at each of our FI schools.
- Expand teacher recruitment areas through Human Resources to access more French Immersion teachers.
- Explore ways of expanding participation of French Immersion teachers in English PD opportunities.
- Continue to explore French Immersion resources to support teacher practice.

These actions will address challenges identified in the PAT and DIP analysis.

Subject Specific Focus Areas

Language Arts

- Balanced Literacy Training (expanded into middle years as a pilot this year).
- Precision Reading workshops as requested.
- Workshops as requested by schools.
- Discuss with High School students their reasons for taking their chosen course level in English.

Social Studies (New Social Studies Program of Studies: mandatory for all grades. Grades 6/9/12 became mandatory in September 2009.)

- Grade-level “Learn Alberta and the Social Studies Curriculum” Sessions K-9.
- Discuss with High School students their reasons for taking their chosen course level in Social Studies.

Mathematics (New Mathematics Program of Studies: mandatory this year for grades K/1/2/4/5/7/8 only. Optional implementation this year for grades 3/6/9.)

- Workshops for grades 3/6/9 teachers on changes to the new curriculum.
- Workshops for grades 4-9 teachers on using manipulatives in the new curriculum.
- Workshop for administrators on supporting teachers in the new curriculum.
- A book study for teachers K-3 on John Van de Walle’s *Teaching Student Centered Mathematics*.
- A book study for teachers 5-8 on John Van de Walle’s *Teaching Student Centered Mathematics*.
- First Steps in Math Teacher Course (Grades K-8).
- Breakthrough Mathematics Teacher Course (Grades 3-12).
- Various workshops on the different math strands.

Continued support in the implementation of the new Social Studies and Math programs promotes the use of sound pedagogy and practice.

Summary

Students and staff of Parkland School Division have reason to be proud of their academic performance on provincial exams. Results from the 2008-2009 school year demonstrate that the percentage of Parkland School Division students who received an acceptable standard on provincial exams is **consistently higher than that of the province** in the majority of subject areas. Five-year trends indicate that we have maintained high levels of achievement in most subject areas. Mathematics, French Immersion and the Standard of Excellence will receive additional support through the Division Action Plan. Division priorities, goals and initiatives continue to support schools on their journey towards excellence in education.



MEMORANDUM

Excellence In Education

Date: 06 October 2009

To: Board of Trustees

From: Mary Lynne Campbell, Superintendent of Schools

Resource Person(s): Ed Paras, Facilities Manager

Originator: Claire Jonsson, Associate Superintendent

Subject: **IMR Expenditure Plan for 2009-2010**

Recommendation

That the Board of Trustees receives as information, the 2009-2010 Infrastructure Maintenance Renewal (IMR) Expenditure Plan as presented at its regular meeting of 06 October 2009.

Background

See attached written report.


CJ:EP:jlf



Excellence In Education

MEMORANDUM

Date: September 14, 2009

To: Claire Jonsson
Associate Superintendent, Business and Finance

From: Ed Paras, Manager, Education Facilities

**Re: Infrastructure Maintenance Renewal Expenditure Plan for
2009-2010 Year**

The Infrastructure Maintenance Renewal (IMR) funding for the 2009-2010 year is \$1,500,277. We have a deficit carry forward from the 2008-2009 program year of \$69,612 leaving a balance of \$1,430,665. The following list of projects below is a carryover of work that is in the final stages or in most cases already completed (these are marked with a (C) in the work summary). The reasons these projects have been initiated is because of system or equipment failures. We will be running a deficit of \$1,511,799 for the 2009-2010 IMR program year. Only emergency projects that arise over the coming year will be added to our IMR expenditures.

The normal process that is used to establish our annual IMR project list is to review the school audits for high need items. Secondly, we have standing programs such as roofing, security upgrades, fire alarm upgrade, intercoms, door hardware, and in consultation with the maintenance staff to see what system components are failing. During the months of November and early December, school visits are undertaken to determine the needs, wishes of the schools, and to review work completed at their sites.

<u>Facility</u>	<u>Work Summary</u>	<u>Estimates</u>
Brookwood	Replace hot water tank (C)	\$ 3,800
Broxton Park	Re-roofing phase 1	55,000
High Park	Rebuild boilers (C)	7,000
Keephills	Replace drinking water system	10,000
	Replace flooring rooms 110,111,117-120, and	
Millgrove	122 (C)	43,000
Millgrove	Develop parking lot plan (C)	3,000
Millgrove	Installation of new HVAC system (C)	1,735,250
Seba Beach	Re-roofing phase 2	165,000
SGCHS	Replace pumps and rebuild boiler (C)	12,240
SGCHS	Re-roof phase 4	176,000
SGCHS	Resurface parking lot (C)	545,675
SGCHS	Removal of underground oil storage tank (C)	31,000
SPC	Roofing Phase 3 (C)	135,000
SPC	Replace cement pads at east entrances	9,000
	Develop parking lot plan /rebuild sewage tank	
Tomahawk	road (C)	13,500
		<hr/>
		\$ 2, 942,465
		<hr/>
Deficit		\$(1,511,799)



Ed Paras
 Manager
 School Facilities

EP/bjr



Excellence In Education

MEMORANDUM

Date: 06 October 2009
To: Board of Trustees
From: Mary Lynne R. Campbell, Superintendent of Schools
Originator: Claire Jonsson, Associate Superintendent, Business & Finance
Subject: SCHOOL NAME CHANGES

Recommendation

That the Board of Trustees approve the school name changes, as presented at the 06 October 2009 Regular Board Meeting, as follows:

School Code	School Name—Alberta Education	School Name (effective 06 October 2009)
2219	Brookwood Elementary School	Brookwood School
2220	Meridian Heights School	Ecole Meridian Heights School
2221	Woodhaven Junior High School	Woodhaven Middle School
2228	Broxton Park School	Ecole Broxton Park School
2206	Keephills Elementary School	Keephills School
2226	Muir Lake Community School	Muir Lake School
2227	Blueberry Community School	Blueberry School

Background

On 04 May 2004, The Board of Trustees voted (Resolution 106-2004) to reconfigure the grades in Spruce Grove and Parkland Village. Brookwood School, Millgrove School and Parkland Village School are configured to accommodate Kindergarten to grade 4 programming while Greystone Centennial Middle School and Woodhaven School are configured to accommodate grades 5 to 9 programming. In addition, Broxton Park School was designated to accommodate the Spruce Grove Kindergarten to grade 9 French Immersion, Maranatha and Specialized Education Programs. On 07 December 2004, the Board of Trustees voted (Resolution 252-2004) to name the new Spruce Grove school, Greystone Centennial Middle School.

While the names of schools have changed on Parkland School Division's website, school stationery and communications to the community, all documentation from Alberta Education references names that are no longer used. To accommodate school authority requests, Alberta Education requires a copy of the Board motion authorizing changes to school names. Once changes are made to the Alberta Education database, all provincial reports such as Provincial Achievement Tests (PATs), Class Size Initiative (CSI) and Area Capacity and Utilization (ACU) would reflect the appropriate school names.

Additionally, prior to the regionalization of School Boards and with the formation of the Parkland School Division No. 70, effective 09 December 1994, the Alberta Government provided funding for "Community Schools". Since that funding and program support no longer exists, Administration also recommends that the names of the affected schools, be changed to reflect the current inclusive programming offered at Muir Lake and Blueberry Schools.

Administration would be pleased to respond to any questions.

A handwritten signature in black ink, appearing to be 'CJ/jlf', written in a cursive style.

CJ/jlf



Excellence In Education

MEMORANDUM

Date: 06 October 2009
To: Board of Trustees
From: Mary Lynne Campbell, Superintendent of Schools
Originator: Claire Jonsson, Associate Superintendent-Business & Finance
Subject: **Enrolment Report as of 30 September 2009**

Recommendation

That the Board of Trustees receives as information Parkland School Division No. 70's Enrolment Report as of 30 September 2009 as presented at its regular meeting of 06 October 2009.

Background

As per attached report.

CJ:jlf

J:\SrExecSecretaries\Meetings\Board\06 October 2009\06oct09 enrolment report memo.docx



Excellence In Education

MEMORANDUM

Date: 06 October 2009
To: Board of Trustees
From: Mary Lynne Campbell – Superintendent
Originator: Kelly Wilkins – Associate Superintendent
Subject: **WorldSkills Calgary 2009**

Recommendation

That the Board of Trustees receives as information, the WorldSkills Calgary 2009 Report as presented at the Regular Meeting of 06 October 2009.

Background

As per attached report.

WorldSkills Calgary 2009 PARKLAND SCHOOL DIVISION NO. 70



*Presented to Board of Trustees: 06 October 2009
By: Kelly Wilkins, Associate Superintendent*

Parkland School Division had a much greater level of participation in attending WorldSkills Calgary 2009 than most of the school jurisdictions within the province. On the morning of 03 September 2009, 22 motor coaches, one tubby bus and one passenger van transported 1134 people to Calgary. This included 1056 students (grades nine and ten) and 78 staff supervisors from all of our schools including Connections for Learning.

Coaches departed the new Memorial Transfer Site at 7:00 a.m., and drove through to Calgary. Upon arrival, the students assembled in a tent for a brief orientation regarding the site visit. Students entered the Stampede grounds and were able to visit as many pavilions as they wished. They were supplied with maps and a passport so that they were self-directed. Students checked in with their supervisors during the course of the day. There were opportunities for students to participate in some hands-on activities (i.e. making sprinklers, iron work). Beyond that, students had the opportunity to see competitors in their trade events. Buses left Calgary at 5:45 p.m. and returned to Stony Plain at 9:00 p.m. School buses were on site, to transport the students from Spruce Grove and area schools to Spruce Grove Composite High School to meet their rides. Stony Plain and area parents met their students at the Memorial location.

The transportation logistics were very complicated due to the number of participants and the fact that we had students coming in from schools throughout the Division. Contractual obligations needed to be considered regarding the length of the work day for drivers, etc. The new Memorial Transfer Site offered the most space and parking for the vehicles that staff supervisors left behind. In the planning phase, WorldSkills was adamant that our coaches arrive together in Calgary which again supported the idea of driving in a convoy from one location. Major traffic delays were experienced in the morning as everyone made their way to the site at the same time. After careful consideration of student safety, family communication, etc. it was determined that we would arrange student pickup from two locations at the end of the trip. Parkland School Division staff worked diligently to establish temporary lighting, to ensure that RCMP assistance was available, to set up the school bus shuttle service and to communicate the plan to all schools, all families, all supervisors and participants.

The planning for WorldSkills Calgary 2009 began last fall when we booked the coaches and registered our intent to participate. In March 2009, Bill Sykes began coordinating a committee that represented Communities A, B and C. Teacher champions were identified in each school. The teacher champions assisted with distributing parent information, permission forms and staff information and with the registration process at each school. Each school received a set of materials for promotion and information directly from WorldSkills. Some schools set up display areas, etc.

The WorldSkills Travelling Road Show was booked to be in Parkland School Division for four days. It went to Duffield, High Park and Ecole Broxton Park School in late May and mid June and successfully introduced WorldSkills Calgary 2009 to students and staff. Our schools participated by busing their students to the location nearest them. At the Road Show students participated in activities (i.e. making yoyos, changing tires, soldering copper for plumbing), and viewed a video and slideshow presentation. This was all in preparation for the trip: to provide background and to set the stage for the Calgary experience.

Follow up from the Calgary fieldtrip has been left to each school site. Staff members will be looking for ways to connect the WorldSkills experience with learning back in the classroom. At Duffield School, 2 students who attended the fieldtrip spoke over the intercom to the rest of the study body about their experience. At Ecole Broxton Park School, the grade nine students and staff from the Adapt Class prepared a power point presentation for the remainder of the class. Several supervisors from WorldSkills Calgary 2009 congratulated our staff on the level of Parkland School Division's organization and the behavior of our students. We have heard many positive comments from students who were thrilled to participate in this "once in a lifetime" event! It is activities like this that may have far-reaching effects on students with respect to choices that they will consider regarding their own career pathways and possibilities that they may not have even considered.



MEMORANDUM

Excellence In Education

Date: 06 October 2009

To: Board of Trustees

From: Trustee Kilduff, Benefits Committee

Resource

Persons: Benefits Committee

Originator: Claire Jonsson, Associate Superintendent

Subject: **Benefits Committee Minutes of 21 September 2009**

Recommendation

That the Board of Trustees receives as information the Minutes of the 21 September 2009 Benefits Committee Meeting as presented at the regular meeting of 06 October 2009.

CJ:jlf



**MINUTES OF THE BENEFITS COMMITTEE MEETING HELD AT
THE PARKLAND SCHOOL DIVISION CENTRE FOR EDUCATION IN
STONY PLAIN, ALBERTA ON 21 SEPTEMBER 2009**

ATTENDANCE:

Dorcas Kilduff – Trustee
Karen Harasymchuk – NUG
Rick Fowlie - IUOE
Virginia Parrill - IUOE
Christine Sauer – CAAMSE
Judy Taylor - CAAMSE
Gerry Maciejko, Benefex
Terry Lee Smith, Benefex
Claire Jonsson, Associate Superintendent
Margaret Jacob, Manager, Human Resources
Carla Tonhauser, Payroll
Jo-Ann Fowlie, Recording Secretary

1. CALL TO ORDER

The meeting was called to order at 2: 08 pm by the Chair Christine Sauer.

2. ADDITIONS TO THE AGENDA

There were no additions to the agenda:

3. BUSINESS ARISING FROM THE MINUTES

There was no business arising from the minutes.

4. ITEMS FOR DISCUSSION

4.1 Elections

Dorcas Kilduff was nominated as Chair of the Benefits Committee for the 2009-2010 school year.

4.2 Health and Dental Experience Report

Gerry Maciejko reviewed the Experience Report, for the period January 1, 2009 to August 31, 2009, with the committee. He mentioned that the historical information helps determine the projected claims utilization and renewal rates. Gerry noted that health costs have risen slightly at a 1% increase in terms of actual dollars claimed over 2008. It is anticipated that health claims costs will increase in the range of 6-8% in 2010 over the 2009 level and for dental by 10-12% as dental utilization has increased by 11%

over the 2008 claim rate. The prescription drug cost will see a reduction due to the switch to generic drugs. What this will mean in terms of premium increases is yet to be determined and this will be known in October. Gerry advised that a quarter by quarter utilization trend report will be prepared for the next meeting. The report was requested by the committee and is intended to provide additional trends information to assist in planning renewal rates for the budget.

5. ITEMS FOR FUTURE AGENDAS

- Sun Life Policy Renewal
-

6. ADJOURNMENT

The meeting was adjourned at 3:30 pm.

NEXT MEETING

The next Benefits Committee meeting will be held November 25, 2009.



MEMORANDUM

Excellence In Education

Date: 06 October 2009
To: Board of Trustees
From: Trustee Gilchrist – Chair, Audit Committee
Resource Persons: Audit Committee
Subject: **Audit Committee Meeting Minutes of 14 September 2009**

Recommendation

That the Board of Trustees receives as information the Minutes of the 14 September 2009 Audit Committee Meeting as presented at the Regular Board Meeting of 06 October 2009.

CJ:jlf



**MINUTES OF THE AUDIT COMMITTEE MEETING HELD AT THE
PARKLAND SCHOOL DIVISION CENTRE FOR EDUCATION IN STONY
PLAIN, ALBERTA ON 14 SEPTEMBER 2009**

ATTENDANCE:

Richard Gilchrist, Board Chair
Dorcas Kilduff, Trustee
Darcy Kolodnicki, Trustee
Mary Lynne Campbell, Superintendent of Schools
Claire Jonsson, Associate Superintendent, Business & Finance
Ryan Stierman, Manager, Business & Finance
Jo-Ann Fowlie – Recording Secretary

CALL TO ORDER

The meeting was called to order at 2:33 p.m.

ACTION ITEMS

2.1 PRICEWATERHOUSE COOPERS – AUDIT PLANNING AND REVIEW

Mr. Jeff Baker introduced Candace Wilson who summarized the objectives, requirements and expectations of the Audit Plan process along with addressing any concerns and questions from the committee. A report on all operating reserve balances and their anticipated uses is requested to be presented at the December 1, 2009 Audit Committee meeting. It was suggested that an additional note be added to the Corporate Audited Financial Statements giving examples of what the operating reserves are allocated for.

2.2 OPERATING RESERVE – PROVINCIAL FISCAL CORRECTION

Claire Jonsson referred the committee to the recommendation letter to the Board of Education regarding the Operating Reserve and after some discussion the consensus of the committee is that the recommendation letter come forwarded to the regular Board meeting on 15 September 2009.

2.3 FINANCIAL REPORTING PROFILE

Claire Jonsson referred the committee to Parkland School Division No. 70 - Financial Reporting Profile for 2003/2004 to 2007/2008 School Years and referenced ASBA's Financial Reporting Profile - Terms and Definitions.

ITEMS FOR FUTURE AGENDAS

- Audited Financial Statements
- Operating Reserves Balances
-

FUTURE MEETING DATE

- December 1, 2009 at 4:00 pm in the Board Room.

ADJOURNMENT

The meeting was adjourned at 4:15 p.m.